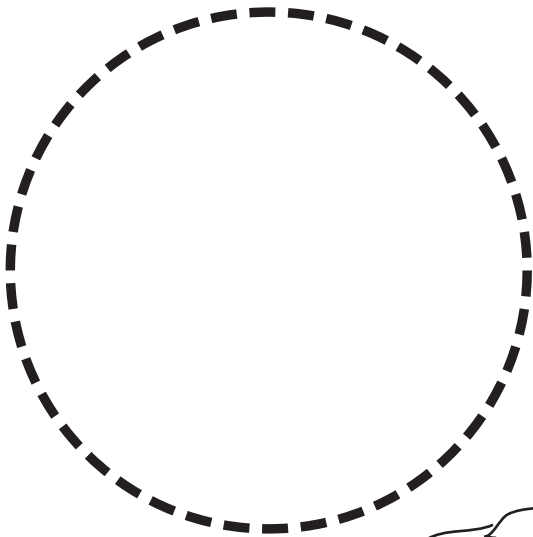


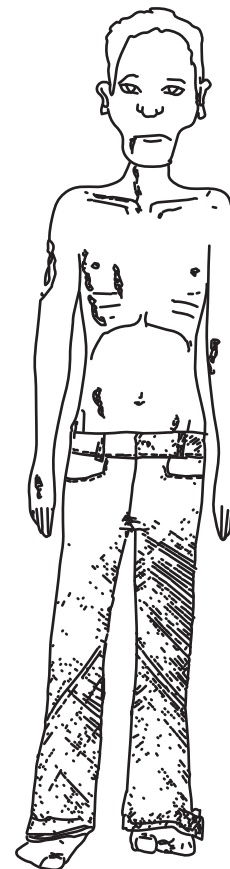
This zombie book belongs to:

How long did it take you to finish?



YOU ARE

INFECTED



A Zombie Game at Science Rendezvous 2017

Designed by:

Amanda Veri  
Elli Fairbairn

&



SAVAGE  
internet



# Zombie

You only have 30 minutes to find the cure! What time is it now?

How is the zombie acting?

What are some things you would want to protect yourself from the zombies?

What are some other items you would want to have in your zombie bunker, like food and water?

How did the zombie infect you?

If there were zombies everywhere, what kinds of skills would you want to know or have a friend who knows?



PAGE 1-1

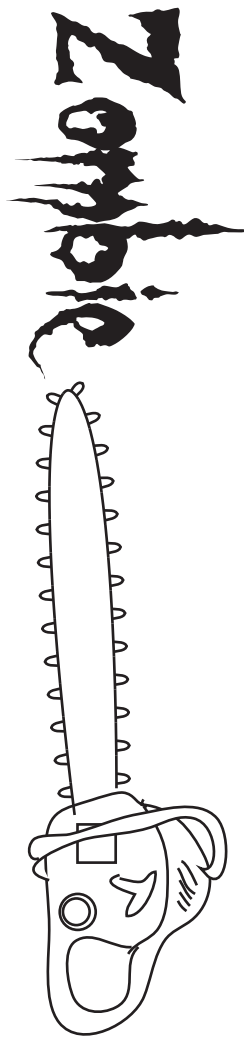
PAGE 1-10






Once you are finished with the game, think about how you would protect yourself in case of a real zombie infection. Draw a picture of your ideal zombie bunker below.

What does the zombie look like? Draw a sketch.



Scattered throughout this book are different kinds of zombies you might see. Color them in!

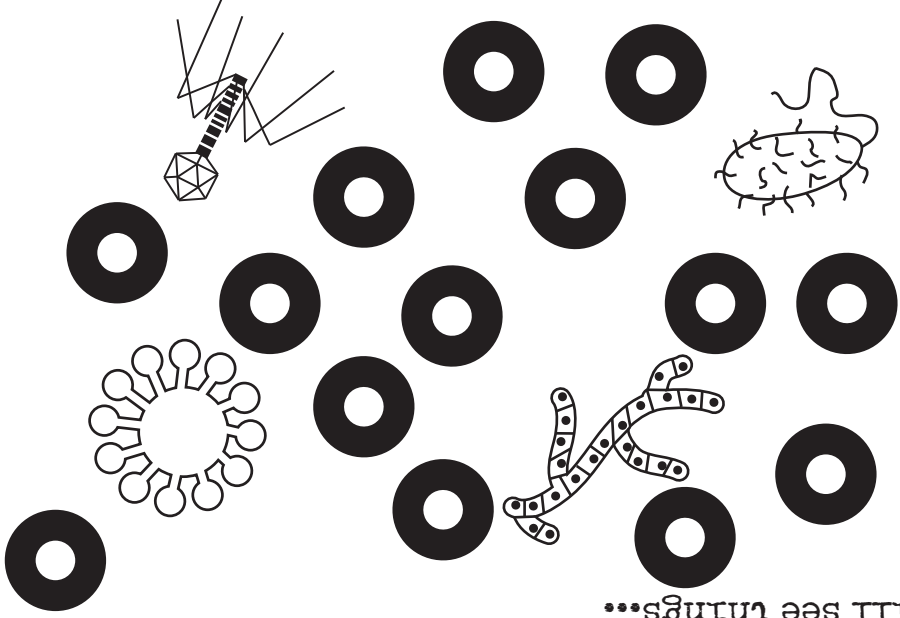


Time to go find the doctor! Look for them around the square. They have a stethoscope and rolled-up sleeves.

**PAGE 1-9**

**PAGE 1-2**

Doctors help keep people healthy and figure out what is wrong if they are ill. Before the doctor can give you medicine to cure you from the zombie infection, they must figure out what kind of microbe infected you. Since you were exposed to the zombie infection, the microbes are now growing and travelling in your blood. If we look at your blood under the microscope you will see things...



Circle the things that don't belong, and have the doctor help you name them.



Help the researcher find things they need related to creating drugs.

If you are 4-7, find 7 words; 7-10, find 15 words; 10+, find 20 words.

E Z O N N Z K I Y F P M G R M  
C D A K U X T V Q A C N A E E  
N E S U O I G A T N O C N H D  
E Z P O M U B H O I G I Z C I  
I O D O R J O R T C C V M R C  
C M M D C T C C N C B I P A I  
S B R H O S E B A V C A B E N  
E I A G U F O V A R V E L S E  
N E I B N A W R O C S T L E C  
R S H I Q K Q B C F T U G R M  
T R E A T M E N T I U E R S X  
U E S A E S I D E F M N R I C  
D O C T O R M F R T K H G I V  
B O X X B L N U O Y O C U A  
I G Z X U J N E C Q F Z Z V S

BACTERIA	DOCTOR	MEDICINE	SCIENCE
CELLS	DRUG	MICROBES	TREATMENT
CONTAGIOUS	FUNGUS	MICROSCOPE	VACCINE
CURE	INFECTION	PATHOLOGIST	VIRUS
DISEASE	LABCOAT	RESEARCH	ZOMBIE

If you made it this far and completed all activities... show the researcher and they can cure you.

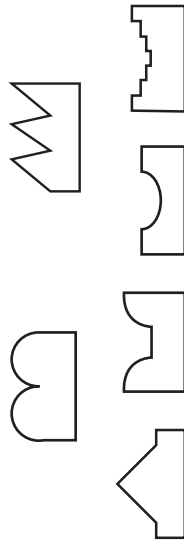
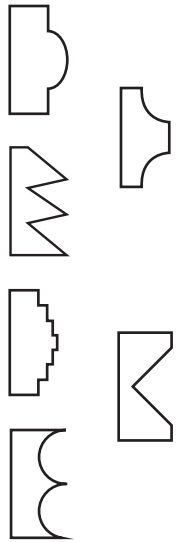




Disease researchers can use information about infections to create vaccines and drugs that help cure people. Each kind of drug or vaccine will only work on one type of infection, though, so you need to know what kind of infection you have.

The researcher will show you how they design drugs for different infections. How do they do it?

Match the antigens to the antibodies.



Zombie infections travel similarly to other diseases, like the flu.

What actions can you take to prevent spreading diseases like zombism?

- ☐ Wash your hands frequently
- ☐ Avoid sharing straws and utensils
- ☐ Screen your food
- ☐ Stay home when you are sick
- ☐ Get vaccinated for diseases
- ☐ Stay away from sick people
- ☐ Disinfect surfaces around you
- ☐ Cover your mouth if you sneeze


What else can you do to prevent the spread of diseases and keep yourself safe?



The doctor can take a sample of your blood, which you can bring to the pathologist to get help identifying the microbe. Look for them around the square, with goggles and a labcoat.

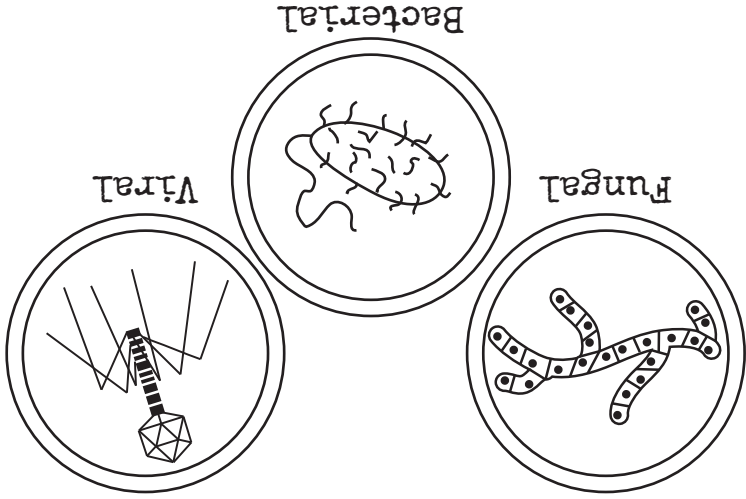
A pathologist can grow cultures of the disease agents from your blood. By looking at the cultures after they have grown, the pathologist can figure out if the disease is caused by a fungus, bacteria or virus.

Draw a sketch of what the microbes grown from your blood sample look like:



Scientists think about many features when identifying something from a petri dish culture. Describe your culture: what colour is the growth? Does it look fuzzy? What do the edges look like? Is it flat on top, or does it have a peak or crater?

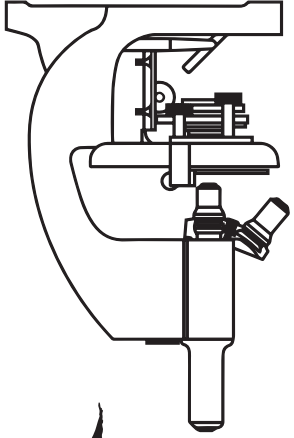
Compare your culture to the samples.



What kind of infection do you think you have?

Fungal  
Bacterial  
Viral

Why?



Time to find the researcher, who can help you create a drug to treat the infection! Look for them around the square. They have a labcoat.

